

**KAREN A. COFFMAN
JACKSON COUNTY TREASURER**

FEBRUARY 2009

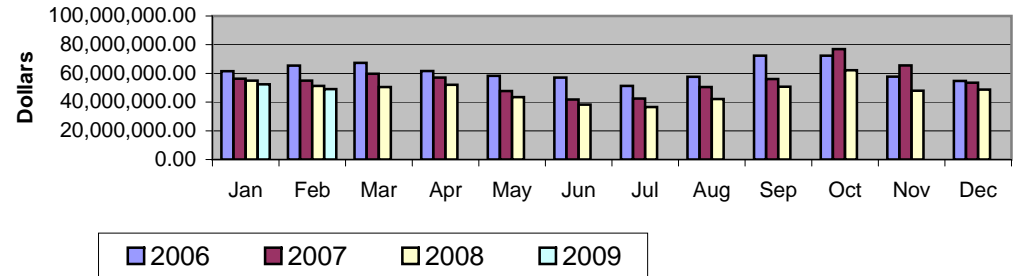


PORTFOLIO SIZE

Current Portfolio

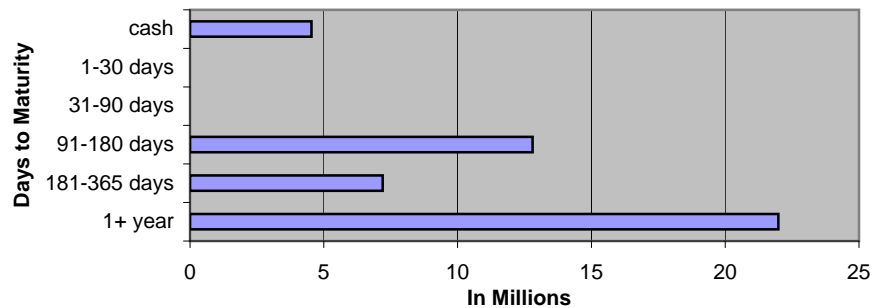
Certificate of Deposits (CD)	20,000,000.00
Money Market Accounts	7,040,666.93
Treasuries & Agencies	21,987,750.00
Total	\$ 49,028,416.93

Historical Comparison by Month

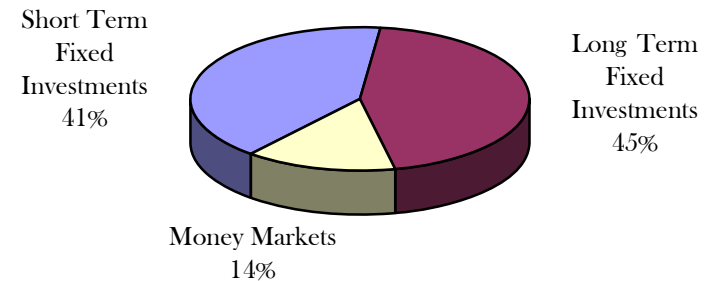


DIVERSIFICATION

Diversification by Maturity Date



Diversification by Investment Type



CURRENT HAPPENINGS

2009 Revenue Year to Date*

All Delinquent Taxes	569,434
Dog Licenses	24,765
Interest	179,516

*General Ledger Information

The County Treasurer follows State Law and adheres to the County's Investment Policy to minimize risk. Investments are exposed to custodial credit risk if the securities are uninsured and are not registered in the name of the government.

The crisis in the housing and mortgage market has had devastating effects on our homeowners, neighborhoods and property tax revenues. It has also had an impact on the availability of safe investments and on interest rates.

February 2009 Monthly Pooled Interest

Account Name	Org. Key	Object Code	No. Days	Beginning Balance	Ending Balance	Average Balance	Average Interest	Monthly Interest	1% INT	NEW MONTHLY INTEREST TOTAL	DIFFERENCE	GL Entry CR
Public Improvement	245000	000020	28	1,106,466.34	1,191,385.76	1,148,926.05	0.145%	\$127.80	1.00%	\$881.37	-\$753.57	245100-664000
Revenue Sharing Reserve	260000	000020	28	0.00	0.00	0.00	0.145%	\$0.00	1.00%	\$0.00	\$0.00	260100-664000
Jail Millage	280000	000020	28	395,270.82	304,373.15	349,821.99	0.145%	\$38.91	1.00%	\$268.36	-\$229.45	280100-664000
DOA Millage	281000	000020	28	871,353.94	675,159.81	773,256.88	0.145%	\$86.01	1.00%	\$593.18	-\$507.17	281100-664000
Medical Care MOE	297100	000020	28	5,027,415.75	5,097,421.98	5,062,418.87	0.145%	\$563.11	1.00%	\$3,883.50	-\$3,320.39	297100-664000
Medical Care MOE PRE 1999	297110	000020	28	1,001,094.01	1,001,943.89	1,001,518.95	0.145%	\$111.40	1.00%	\$768.29	-\$656.89	297110-664000
Soil Erosion & Sediment	575000	000020	28	-691.84	15.57	-338.14	0.145%	-\$0.04	1.00%	-\$0.26	\$0.22	575100-664000
Delinquent Real	616000	000020	28	5,896,316.07	7,837,907.13	6,867,111.60	0.145%	\$763.85	1.00%	\$5,267.92	-\$4,504.07	616100-664000
Delinquent Personal	618000	000020	28	9,953.39	-21,622.03	-5,834.32	0.145%	-\$0.65	1.00%	-\$4.48	\$3.83	618100-664000
Worker's Comp	677000	000020	28	-113,129.26	-119,353.24	-116,241.25	0.145%	-\$12.93	1.00%	-\$89.17	\$76.24	677100-664000
Self Insurance Health	688000	000020	28	2,263,440.41	1,735,685.48	1,999,562.95	0.145%	\$222.42	1.00%	\$1,533.91	-\$1,311.49	688100-664000
Escheats	702000	000020	28	218,689.11	218,874.77	218,781.94	0.145%	\$24.34	1.00%	\$167.83	-\$143.49	702000-268010
Delinquent Tax RRF	719000	000020	28	1,085,000.00	1,085,000.00	1,085,000.00	0.145%	\$120.69	1.00%	\$832.33	-\$711.64	616100-664000
Retirees Health	739000	000020	28	-107,966.60	143,327.54	17,680.47	0.145%	\$1.97	1.00%	\$13.56	-\$11.59	739100-664000
					19,150,119.81							
ROD Automation Fund	256000	000020	28	406,396.19	417,373.25	411,884.72	0.145%	\$45.82				256100-664000
Road Commission	201000	000020	28	1,990,097.22	2,050,454.19	2,020,275.71	0.145%	\$224.72				201100-664000
Lifeways	222000	000020	28	1,060,877.46	846,028.60	953,453.03	Daily	\$1,548.27				222100-664000
Joint Narcotics Forfeiture	267000	000020	28	289,044.48	290,832.04	289,938.26	0.145%	\$32.25				267100-664000
Village of Springport	365150	000020	28	305.22	305.31	305.27	0.145%	\$0.03				365150-664000
Spring Arbor Water	365155	000020	28	0.22	0.22	0.22	0.145%	\$0.00				365155-664000
Clark Lake	365170	000020	28	2,751.76	2,752.55	2,752.16	0.145%	\$0.31				365170-664000
Village of Brooklyn	365180	000020	28	0.30	0.30	0.30	0.145%	\$0.00				365180-664000
Lake Columbia	365185	000020	28	0.98	0.98	0.98	0.145%	\$0.00				365185-664000
Southern Regional Intercept.	365195	000020	28	11,069.91	10,960.57	11,015.24	0.145%	\$1.23				365195-664000
Wolf Lake	365220	000020	28	300.98	301.07	301.03	0.145%	\$0.03				365220-664000
Napoleon	365225	000020	28	323.83	323.92	323.88	0.145%	\$0.04				365225-664000
Parma Village LDFA	365231	000020	28	0.25	0.25	0.25	0.145%	\$0.00				365231-664000
Grass Lake Section 2002B	365236	000020	28	3,215.32	3,216.24	3,215.78	0.145%	\$0.36				365236-664000
Round/Farwell	365245	000020	28	8,764.81	8,767.32	8,766.07	0.145%	\$0.98				365245-664000
Vineyard Lake	365250	000020	28	0.27	0.27	0.27	0.145%	\$0.00				365250-664000
Rives Sanitary Sewer	365255	000020	28	0.00	0.00	0.00	0.145%	\$0.00				365255-664000
Village of Springport	365520	000020	28	70.60	70.62	70.61	0.145%	\$0.01				365520-664000
Building Authority Debt MCF	369472	000020	28	121,438.55	121,473.30	121,455.93	0.145%	\$13.51				369472-664000
RRF - CASH	515000	000020	28	623,377.14	355,960.75	489,668.95	0.145%	\$54.47				
RRF-Bond Debt	515000	175010	28	1,415,237.86	1,604,237.86	1,509,737.86	0.145%	\$167.93				\$250.21
RRF- City Perpetual	515000	175030	28	250,000.00	250,000.00	250,000.00	0.145%	\$27.81				515530-664000
Fair	561000	000020	28	63,930.44	77,204.59	70,567.52	0.145%	\$7.85				561100-664000
Preston Endowment	718000	000020	28	13,664.01	13,696.86	13,680.44	0.145%	\$1.52				\$12.77
Preston RESTRICTED	718001	000020	28	101,138.61	101,138.61	101,138.61	0.145%	\$11.25				718100-664000
Drain	801000	000020	28	1,175,831.27	1,332,724.17	1,254,277.72	0.145%	\$139.52				801100-664000
Drain	802000	000020	28	19,932.36	19,938.07	19,935.22	0.145%	\$2.22				802100-664000
Lake Level	841000	000020	28	73,202.50	73,223.79	73,213.15	0.145%	\$8.14				841100-664000
Lake Level	842000	000020	28	8,849.77	8,852.30	8,851.04	0.145%	\$0.98				842100-664000
Spring Arbor Water	851155	000020	28	3,302.50	3,303.44	3,302.97	0.145%	\$0.37				851155-664000
Village of Brooklyn	851180	000020	28	381.08	0.00	190.54	0.145%	\$0.02				851180-664000
Lake Columbia	851185	000020	28	98,280.71	98,115.88	98,198.30	0.145%	\$10.92				851185-664000
Southern Regional Intercept.	851195	000020	28	9,388.13	9,390.82	9,389.48	0.145%	\$1.04				851195-664000
Wolf Lake	851220	000020	28	-150.00	-150.02	-150.01	0.145%	-\$0.02				851220-664000
Parma Sewer	851232	000020	28	0.00	0.00	0.00	0.145%	\$0.00				851232-664000
Parma Village Wastewater	851233	000020	28	3.40	3.40	3.40	0.145%	\$0.00				851233-664000
Round/Farwell	851245	000020	28	134.18	134.22	134.20	0.145%	\$0.01				851245-664000
Vineyard Lake	851250	000020	28	93,302.44	92,892.94	93,097.69	0.145%	\$10.36				851250-664000
Rives Sanitary Sewer	851255	000020	28	115.51	51.92	83.72	0.145%	\$0.01				851255-664000
US 127 Extension	851260	000020	28	12,075.55	12,079.00	12,077.28	0.145%	\$1.34				851260-664000
Total Paid					7,805,659.60			\$2,313.30		\$14,116.34	(\$12,069.46)	
				\$ 25,509,867.95	\$ 26,955,779.41	\$ 26,232,823.68		\$14,881.37				
								Total int		\$16,429.64		

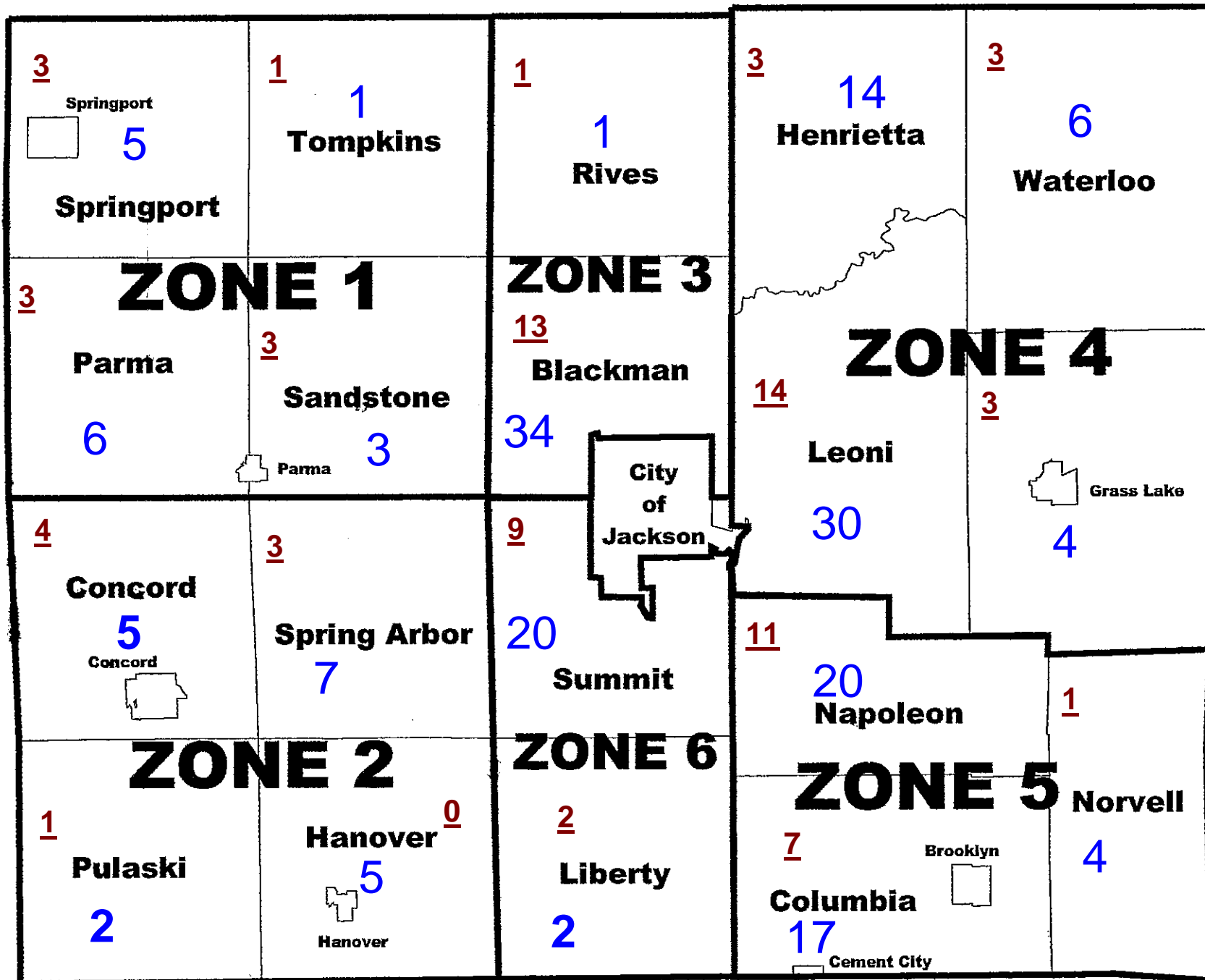
MARCH 2009 Forfeitures

Beginning 1,558 361 parcels 23%

- CITY
- 1-14
- 2-9
- 3-15
- 4-43
- 5-42
- 6-17
- 7-11
- 8-24

Total
175

52



03-31-09 TO BE FORECLOSED

Forfeited as of 3-01-08 1,558

Forfeited as of 3-01-07 1,356

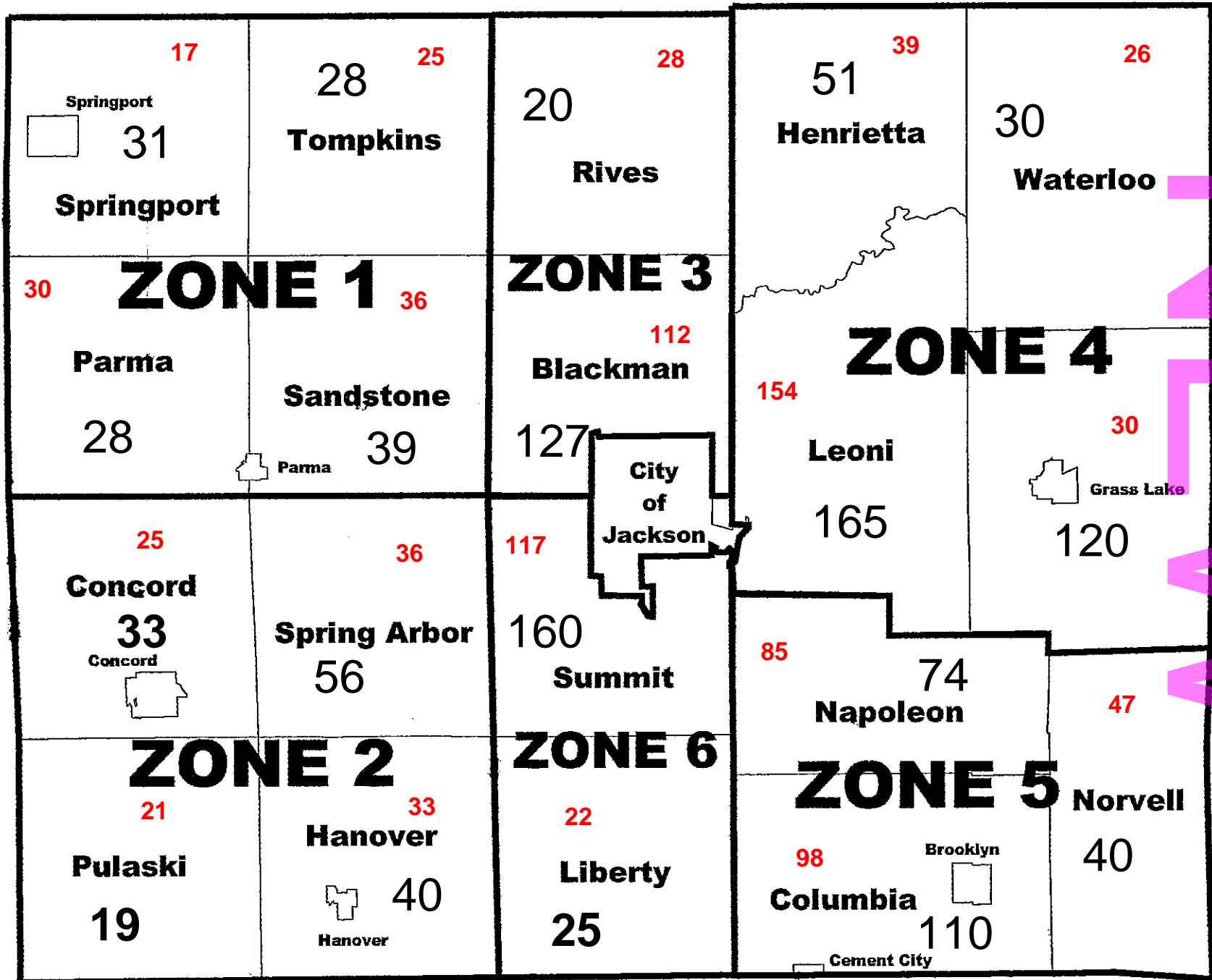
2008 219 parcels 16% 142 more

Underline indicates improved parcels

MARCH 2009 Forfeitures

Beginning 1,864

CITY
 1-43
 2-56
 3-89
 4-147
 5-114
 6-63
 7-65
 8-91
 Total
 668



03-01-08 1,558
 03-01-07 1,356

This is a 20% increase from 2008

red number denotes # of parcels forfeited last year

